

Consumer Insights Tracker December 2023

Maes o ddiddordeb ymchwil: [Consumer Interests \(aka Wider Consumer Interests\)](#)

Statws y prosiect: Wedi'i gwblhau

Awduron: Food Standards Agency

Dyddiad cyhoeddi: 24 Ionawr 2024

PDF

[Gweld Consumer Insights Tracker December 2023 as PDF\(Open in a new window\)](#) (506.37 KB)

The Consumer Insights Tracker is an online monthly tracking survey commissioned by the Food Standards Agency (FSA). It monitors the behaviour and attitudes of adult consumers aged 16+ in England, Wales and Northern Ireland in relation to food.

The survey includes topics such as food availability, food affordability, consumer concerns in relation to food, confidence in the food supply chain and in the FSA as a regulator.

The full data set is published on data.food.gov.uk: [Consumer Insights Tracker July 2023 - present](#)

Key findings for December 2023

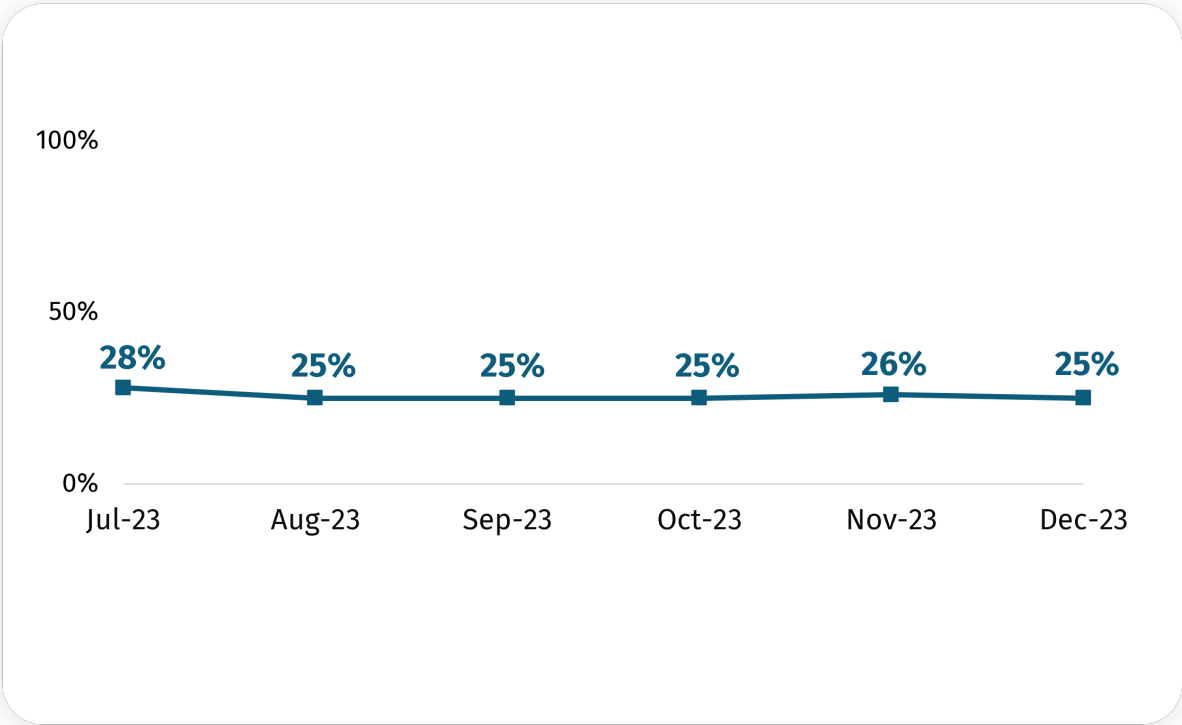
- Overall, measures related to food affordability, food availability and trust and confidence in the FSA are consistent with last month, maintaining the stability seen over recent months. Food prices remain the top concern for consumers, with around 9 in 10 saying they are concerned about this.
- Ultra-processed, or the over-processing of food, is the joint-second highest concern alongside food poverty and inequality. These both remain a concern for around three-quarters of respondents, consistent over recent months.
- Concern about ultra-processed, or the over-processing of food appears to rise consistently with age and level of education. Compared to all survey respondents, those aged 55+ or with a degree, masters or PhD are significantly more likely to report concern.

Food affordability

One in four (25%) are worried about their household not being able to afford food in the next month.

This is comparable to November and more recent months, but statistically significantly lower than in July.

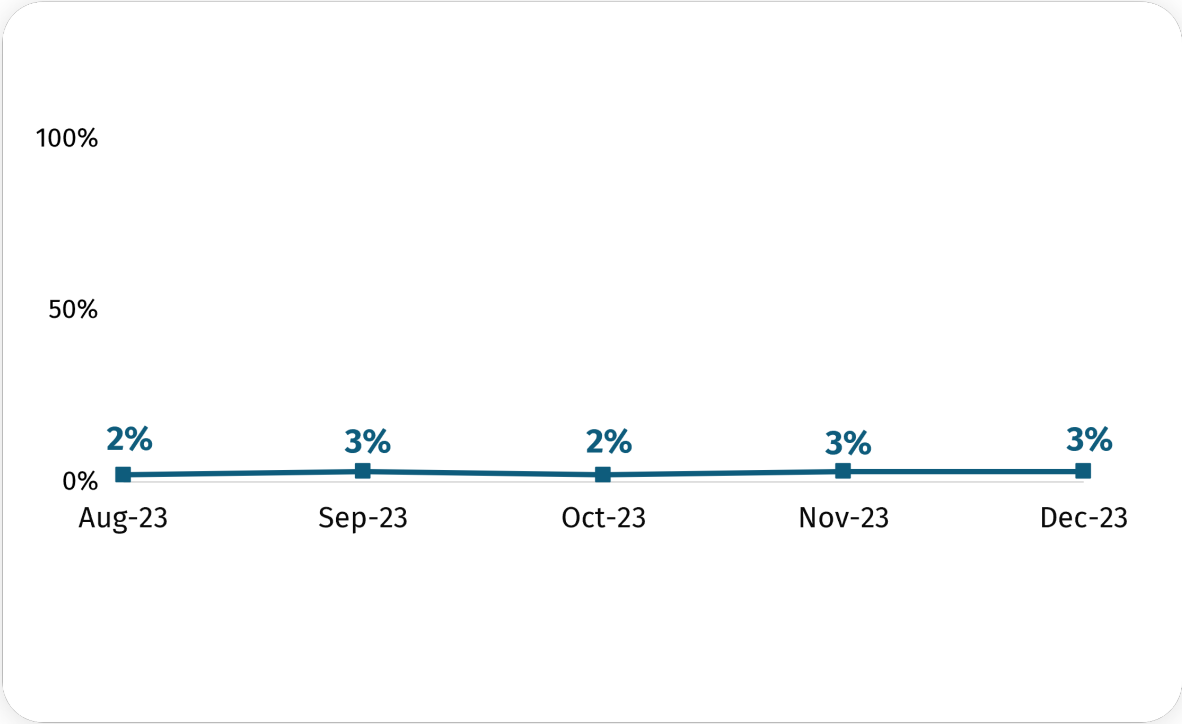
Proportion who reported worrying about their household not being able to afford food in the next month ([footnote 1](#))



3% report that they, or someone in their household, received a free parcel of food from a food bank or other emergency food provider in the last month

This figure has remained stable from August to December.

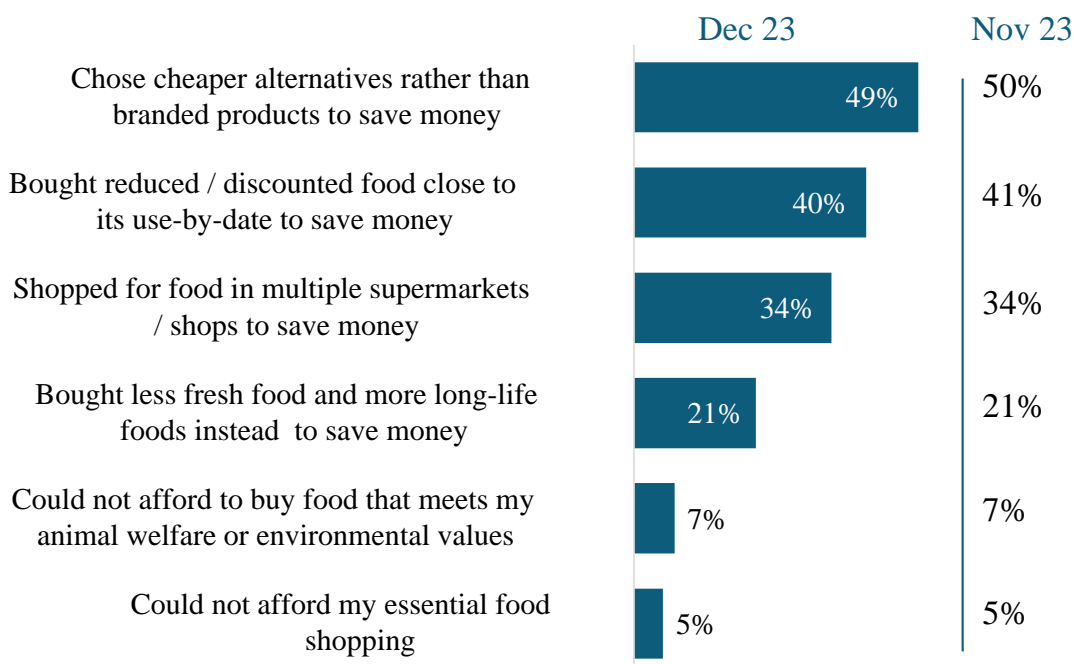
Proportion who reported receiving a food parcel from a food bank or emergency food provider [\(footnote 2\)](#)



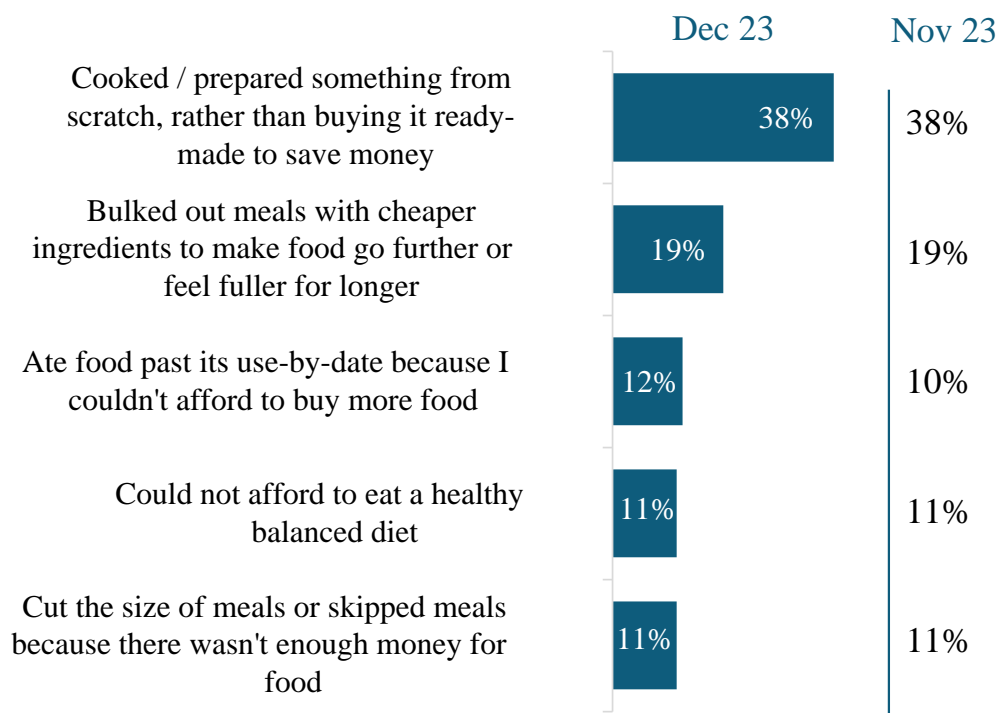
73% report at least one of the following statements applies to them or their household

This is comparable with the proportion reporting this in November (74%).

Reported shopping statements [\(footnote 3\)](#)



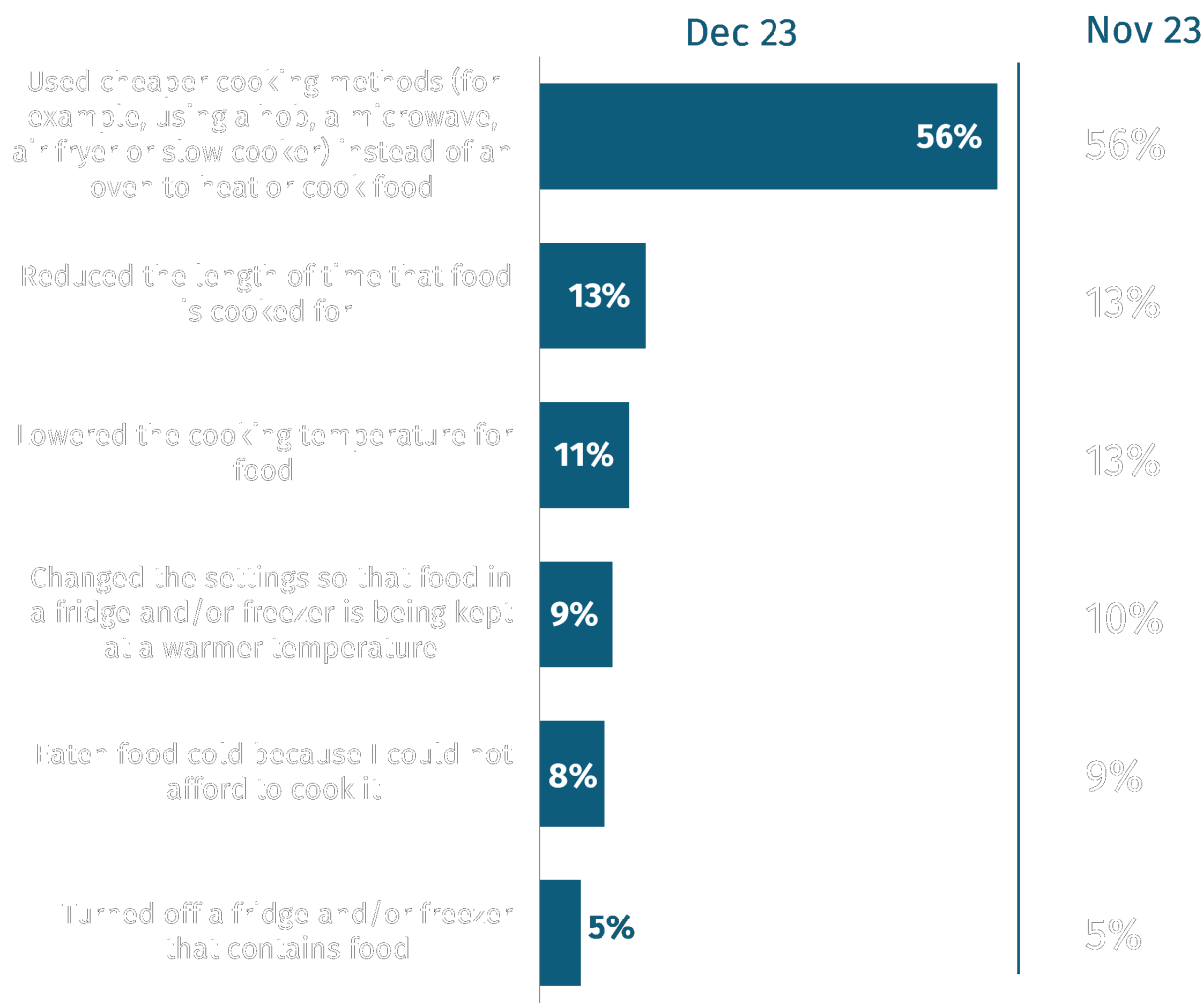
Reported cooking and eating statements



56% have used cheaper cooking methods instead of an oven to heat or cook food in the last month and 8% have eaten food cold because they couldn't afford to cook it.

These figures are comparable with November.

Proportion who did any of the following to reduce energy bills or save money in the last month [\(footnote 4\)](#)

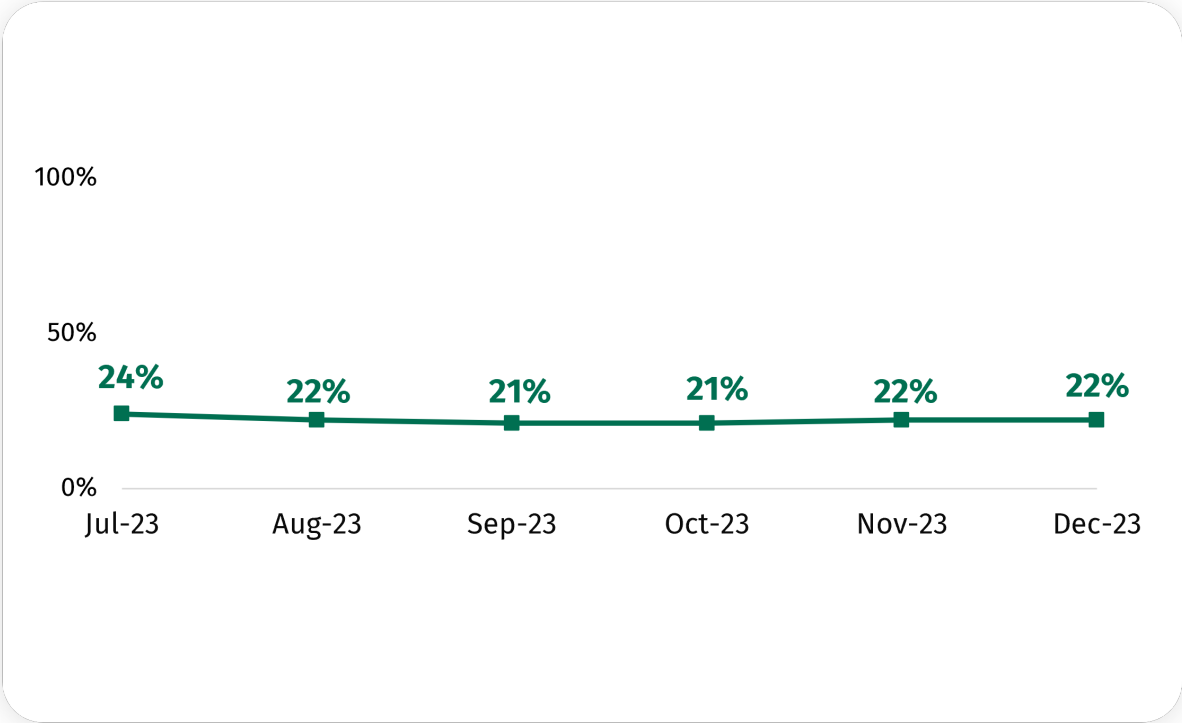


Food availability

One in five (22%) are worried about there not being enough food available for their household in the next month.

This figure has been broadly stable between July and December.

Proportion who reported worrying about there not being enough food available for their household in the next month [\(footnote 5\)](#)

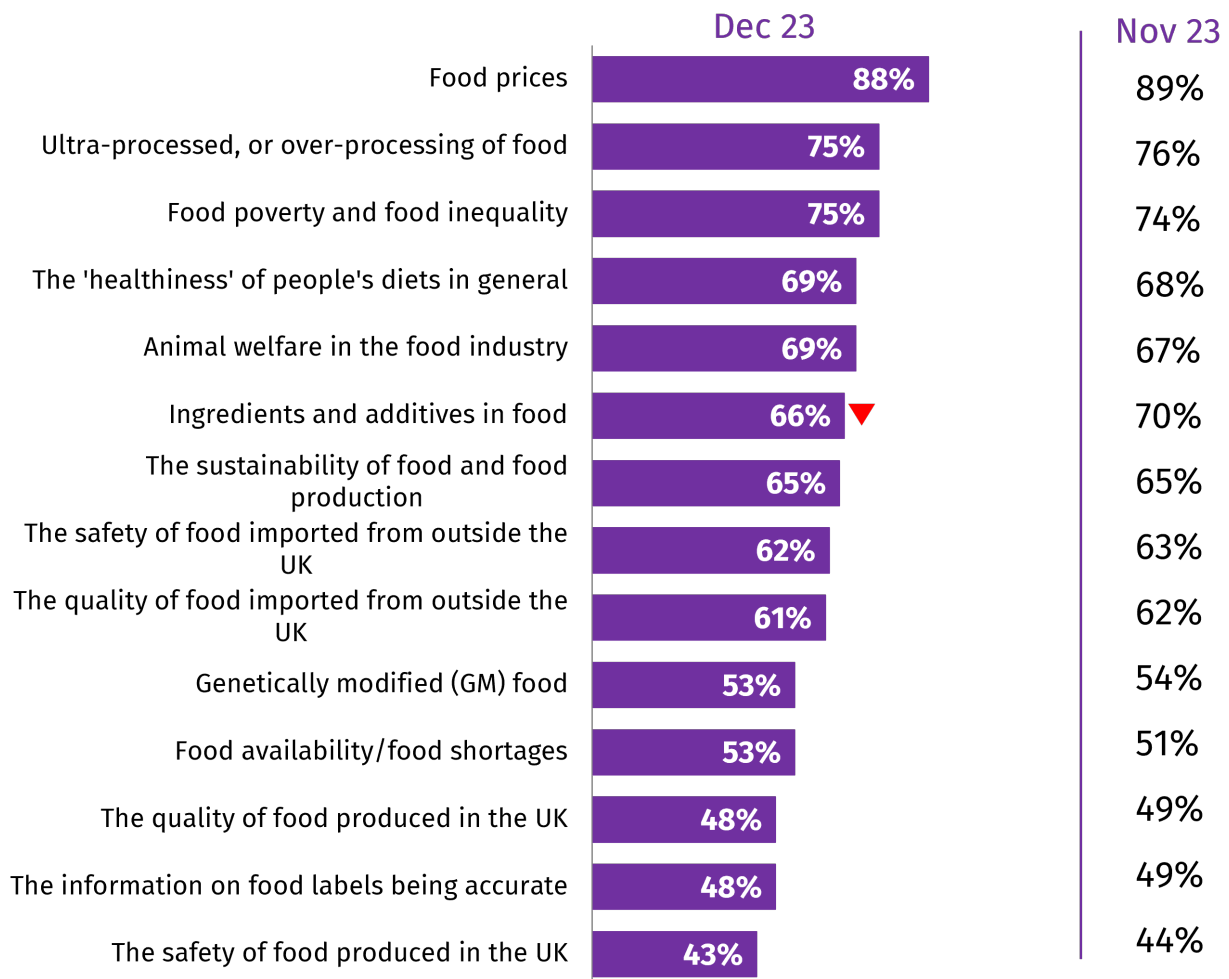


Food concerns

88% are concerned about food prices, 75% are concerned about ultra-processed, or over-processing of food

These figures are comparable with November.

Proportion who reported concern about food by topic [\(footnote 6\)](#)



Statistically significant differences compared to November shown with arrows.

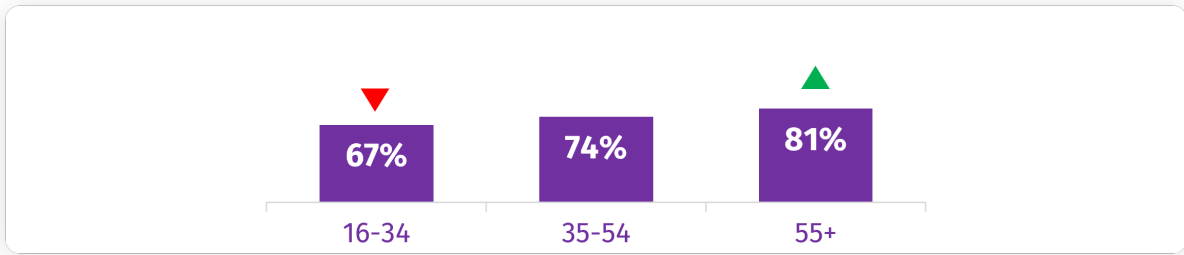
Concern about ultra-processed, or the over-processing of food appears to rise consistently with age and education level, with the following groups significantly more likely than all survey respondents to report concern:

- Those aged 55+
- Those with a degree, masters or PhD

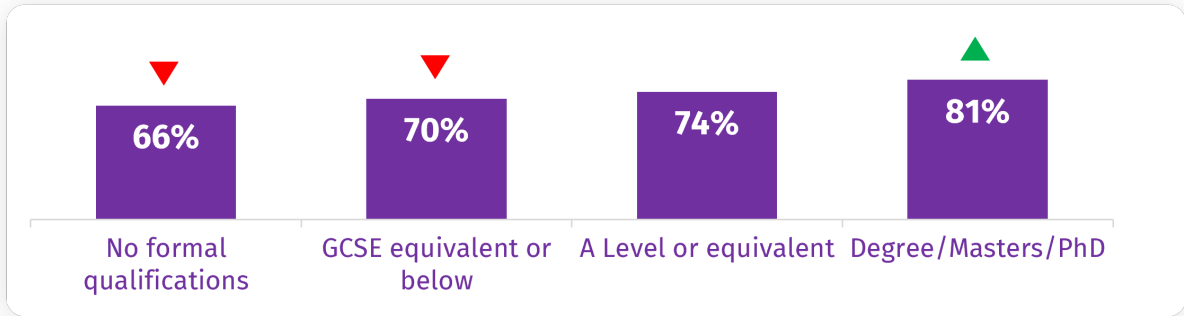
These differences have been consistent since first asked in August.

Proportion who reported concern over ultra-processed, or over-processing, of food [\(footnote 7\)](#)

Age



Education level



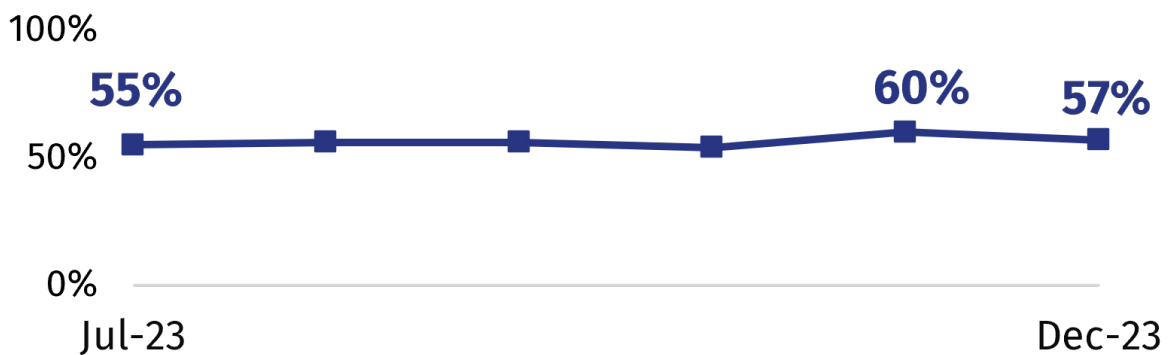
Statistically significant differences compared to the total (75%) shown with arrows.

Food supply chain

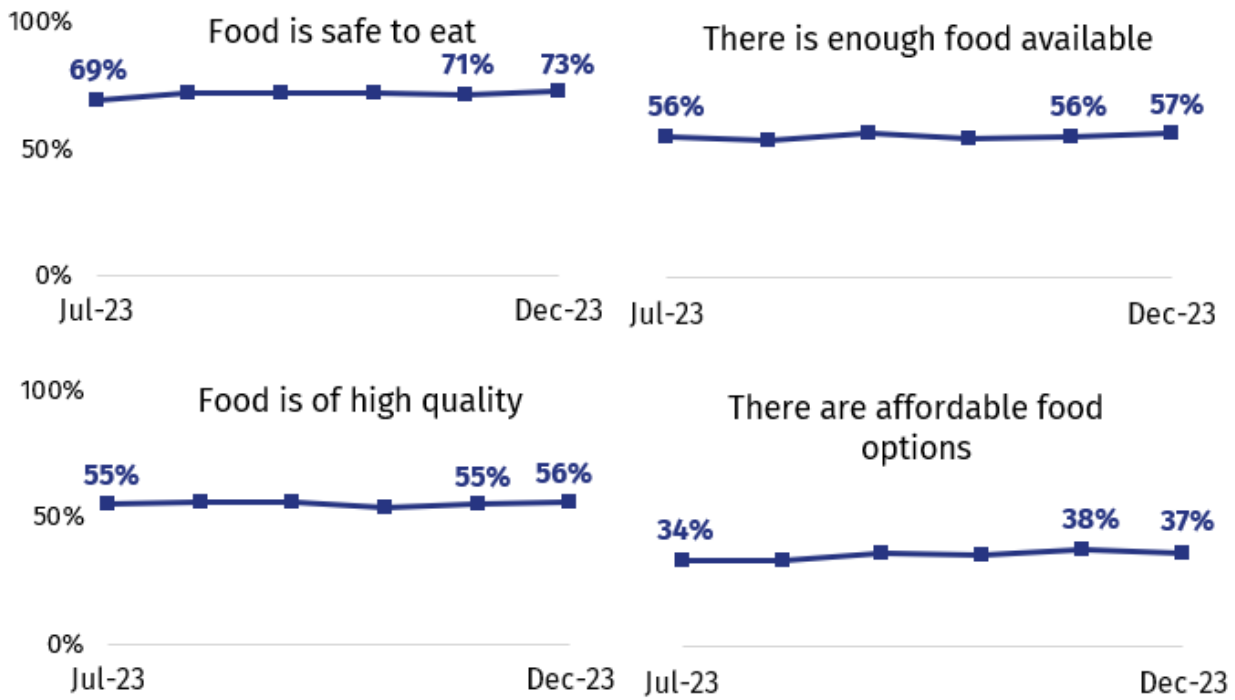
57% are confident in the food supply chain overall

Following a slight increase in November, confidence has returned to similar levels to October.

Proportion who reported confidence in the food supply chain [\(footnote 8\)](#)



Proportion who reported confidence that those involved in the food supply chain ensure that... [\(footnote 9\)](#)




The FSA

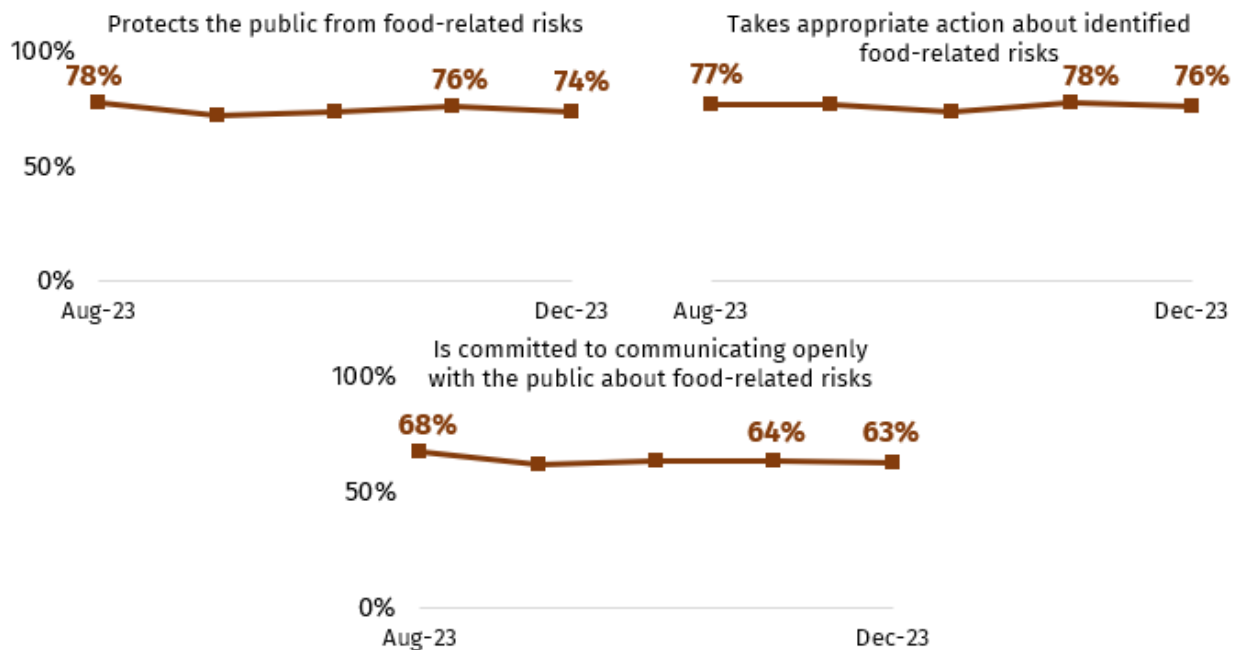
55% of those with some knowledge of the FSA trust the FSA to do its job

Trust in the FSA has remained broadly stable since September.

Proportion that trust the FSA to do its job [\(footnote 10\)](#)



Proportion who reported confidence that the FSA... [\(footnote 11\)](#)



Background and methodological information

Changes in approach

Following a [review of the FSA's Consumer Insights Tracker](#) by the FSA's Advisory Committee for Social Science (ACSS), the project was recommissioned in early 2023.

In July 2023, the Consumer Insights Tracker was transitioned to a new supplier, YouGov. Changing supplier provided the opportunity to make the following methodological changes:

- review the questionnaire content and question wording
- expand the sample to include adults aged 16+ (previously 16-75)
- boost the sample to include a larger number of participants from Northern Ireland
- utilise a panel survey approach (previously an omnibus approach was used to collect the data)

Due to these methodological differences, data captured by YouGov (from July 2023 onwards) should not be directly compared to data captured by the previous supplier (April 2020 – June 2023).

Method

- this research was conducted online using the YouGov panel which gives access to 400,000 active panellists in the UK.
- this report presents findings from December 2023. Where appropriate, comparisons are made to previous waves since July 2023.
- 2,026 adults across England, Wales and Northern Ireland took part in the December survey between 1st-6th December 2023.
- quotas were set by age, gender, education and region. The data is also weighted to be representative of the population by these demographic variables. All results are based on final weighted data.

Notes for interpretation

- figures may not add up to 100% on graphs due to rounding, or in some questions, respondents were able to select multiple answers.
- significance testing is applied to the data to compare and determine whether a difference is “real”, or if it has occurred by chance (because not everyone in the population has been surveyed).
- any differences between demographic groups and month to month which are reported (with arrows) are statistically significant at the 95% confidence level.
- if you require further information on the statistical significance testing carried out, please [contact the social science team](#).
- where analysis is conducted by IMD, respondents are categorised within the country where they live, before a combined measure is created for the full sample.

For more information

- visit our [Consumer Insights Tracker webpage](#)
- or please contact the [FSA Social Science Team](#)

1. Q3m. To what extent, if at all, are you worried you/your household will not be able to afford food in the next month? Base: All in December (n=2,026), November (n=2,064), October (n=2,062), September (n=2,057), August (n=2,044) and July (n=2,085) 2023
2. Q3. In the last month, have you or anyone else in your household received a free parcel of food from a food bank or other emergency food provider? Base: All in December (n=2,026), November (n=2,064), October (n=2,062), September (n=2,057) and August (n=2,044) 2023
3. Q6. In the last month, did any of the following apply to you, or someone else in your household? Please tick all that apply. I, or someone in my household...
Base: All in December (n=2,026) and November (n=2,064) 2023. Please note: Total values do not add to 100% as participants could select multiple responses.
4. Q8m. In the last month, which, if any, of the following have you done to reduce your energy bills and save money? Base: All in December (n=2,026) and November (n=2,064) 2023
5. Q2m. To what extent, if at all, are you worried about there not being enough food available for you/your household to buy in the next month? Base: All in December (n=2,026), November (n=2,064), October (n=2,062), September (n=2,057), August (n=2,044) and July (n=2,085) 2023
6. Q12. Thinking about food in the UK in general. At the moment, how concerned, if at all, do you feel about each of the following topics? Base: All in December (n=2,026) and November (n=2,064) 2023. Respondents were shown all of the topics listed and asked how concerned, if at all, they felt about each. Figures shown in chart are the proportion ‘highly concerned’ or ‘somewhat concerned’.

7. Q12. Thinking about food in the UK in general. At the moment, how concerned, if at all, do you feel about each of the following topics? Ultra-processed, or over-processing of food.
Base: All in December (n=2,026)

8. Q13. How confident are you in the food supply chain? That is all the processes involved in bringing food to your table. Base: All in December (n=2,026), November (n=2,064), October (n=2,062), September (n=2,057), August (n=2,044) and July (n=2,085) 2023

9. Q14. How confident are you that those involved in the food supply chain in the UK... Base: All in December (n=2,026), November (n=2,064), October (n=2,062), September (n=2,057), August (n=2,044) and July (n=2,085) 2023

10. Q16. The Food Standards Agency is the Government Agency responsible for food safety in England, Wales and Northern Ireland. How much do you trust or distrust the Food Standards Agency to do its job? That is to make sure that food is safe and what it says it is.
Base: Those who know a little / a lot about the Food Standards Agency in December (n=1,134), November (n=1,183), October (n=1,175), September (n=1,161) and August (n=1,126) 2023

11. Q15. The Food Standards Agency is the Government Agency responsible for food safety in England, Wales and Northern Ireland. How confident are you that the Food Standards Agency... Base: Those who know a little / a lot about the Food Standards Agency in December (n=1,134), November (n=1,183), October (n=1,175), September (n=1,161) and August (n=1,126) 2023